

# Glidewell HT™ IMPLANT SYSTEM

Product Catalog 2024



5	Technical Specifications	20	Drills & Taps
6	Tapered Implants	21	Drivers & Accessories
7	Healing Components	<b>23</b>	<b>Guided Surgical Instrumentation Kit</b>
8	Impression Components	24	Guided Surgical Kit Overview
11	Stock Abutments	25	Guided Drills
13	Multi-Unit Abutments	28	Guided Taps & Accessories
14	Multi-Unit Accessories	<b>29</b>	<b>Prosthetic Instrumentation Kit</b>
15	LOCATOR® Abutment System	30	Prosthetic Instrumentation Kit Overview
<b>17</b>	<b>Standard Surgical Instrumentation Kits</b>	<b>31</b>	<b>Product Packaging</b>
18	Surgical Kit Overview	<b>32</b>	<b>Policies and Warranty</b>
19	Osteotome Kit Overview	<b>33</b>	<b>Parts Index</b>

***Glidewell HT™ Implant System is a trademark of Prismatic Dentalcraft, Inc.***

Copyright © 2024, Prismatic Dentalcraft, Inc. Prismatic Dentalcraft, Inc. is not responsible for any damages or other liabilities (including attorney fees) resulting, or claimed to result in whole or in part, from actual or alleged problems arising out of the use of this information. The techniques, procedures and theories presented herein are provided in good faith and believed to be correct as of the date hereof. Any dental professional viewing this presentation must make his or her own decisions about the use of the materials and techniques for specific situations.

*No representations as to the completeness or accuracy of this information is given, and no representations or warranties, either expressed or implied, of merchantability, fitness for a particular purpose or of any other nature are made here under with respect to the information or the product to which information refers.*

*All third-party trademarks are property of their respective owners.*

## The Glidewell HT™ Implant System

The Glidewell HT™ Implant System, formerly known as the Hahn™ Tapered Implant System, is a premium implant solution that simplifies surgery and provides you with unrivaled support from the most experienced dental lab in the U.S. With a 99.2% success rate backed by an implant-to-crown lifetime warranty, the Glidewell HT Implant smooths the path to success in implant dentistry while lowering your surgical and restorative costs.\*

- **Simple and efficient** — Easy to use, with a streamlined surgical protocol and length-specific drills
- **Cost savings** — Your implants are FREE every time you restore your implant with Glidewell — or get 20% off your lab bill<sup>†</sup>
- **Clinically proven** — 99.2% survival rate and less than 0.2 mm average bone loss in two-year study<sup>1</sup>
- **High primary stability** — Deep, sharp threads maximize initial stability and engage bone where directed

“The **Glidewell HT Implant System** is engineered to help dentists provide implant treatment for more patients through **ease of use, reduced costs** and our **unwavering commitment to support your practice** — from implant placement to final restoration.”

**Jim Glidewell, CDT**  
Founder and President of Glidewell



## About the Manufacturer

Prismatik Dentalcraft was established in 2006 with the mission of making implant dentistry the standard of care for edentulous patients across the economic spectrum. To realize this goal, we carefully assembled a team of experts with decades of combined experience in the design, engineering, and manufacture of dental implants. With a support staff of highly respected researchers, material scientists, clinical specialists, and dental technicians, Prismatik is dedicated to advancing implant therapies by combining proven treatment protocols with progressive materials, technologies, and techniques.



### Expert Personnel

Our team of experts have decades of combined experience in the design and manufacture of dental implants.



### State-of-the-Art Equipment

Our Swiss-type lathes and multi-axis milling machines are ideal for implants and prosthetics requiring extreme precision.



### Made in the USA

Our ISO-certified facility in Irvine, Calif. operates under FDA Current Good Manufacturing Practices (CGMPs).

\*Free implant program or 20% discount offered only at Glidewell and cannot be combined with any other special offers. For free implant program, a “point” redeemable for one free Glidewell HT implant is issued to your Glidewell Direct account for each Glidewell HT implant site restored at Glidewell. Processing times for lab discount and free implant points may vary. Case must include an implant-level or multi-unit abutment-level impression with a Glidewell HT transfer coping or a digital scan with a Glidewell HT Scan Body. Impressions over cementable abutments are not eligible for free implant program or 20% lab discount. Glidewell reserves the right to suspend or end the free implant program at any time.

## PROVEN, TIME-TESTED IMPLANT DESIGN FEATURES

# 99.2%

SURVIVAL RATE<sup>1</sup>

# 0.2 mm

AVERAGE BONE LOSS IN 2-YEAR STUDY<sup>1</sup>

### REDUCED MARGINAL BONE STRESS<sup>2</sup>

Convergent implant neck design minimizes forces on cortical bone.

### ENHANCED BIOLOGICAL SEAL<sup>2,13</sup>

Platform-shifted abutment interface and conical connection provide excellent seal, stability and tissue preservation.

### RBM SURFACE TECHNOLOGY<sup>3-5</sup>

Resorbable blast media (RBM) surface treatment results in textured, ultra-clean surface that promotes osseointegration.

### SWIFT INSERTION<sup>6</sup>

Dual-lead thread pattern with self-tapping grooves.



### CRESTAL BONE AND SOFT-TISSUE PRESERVATION<sup>2,7-9</sup>

Machined collar surface leads to 25-times less biofilm attachment and mitigates peri-implantitis. Coronal microthreads reduce crestal bone loss.


### HIGH PRIMARY STABILITY AND DIRECTIONAL CONTROL DURING PLACEMENT<sup>10,11</sup>

Deep, sharp threads maximize initial stability for immediate load opportunities and long-term success.

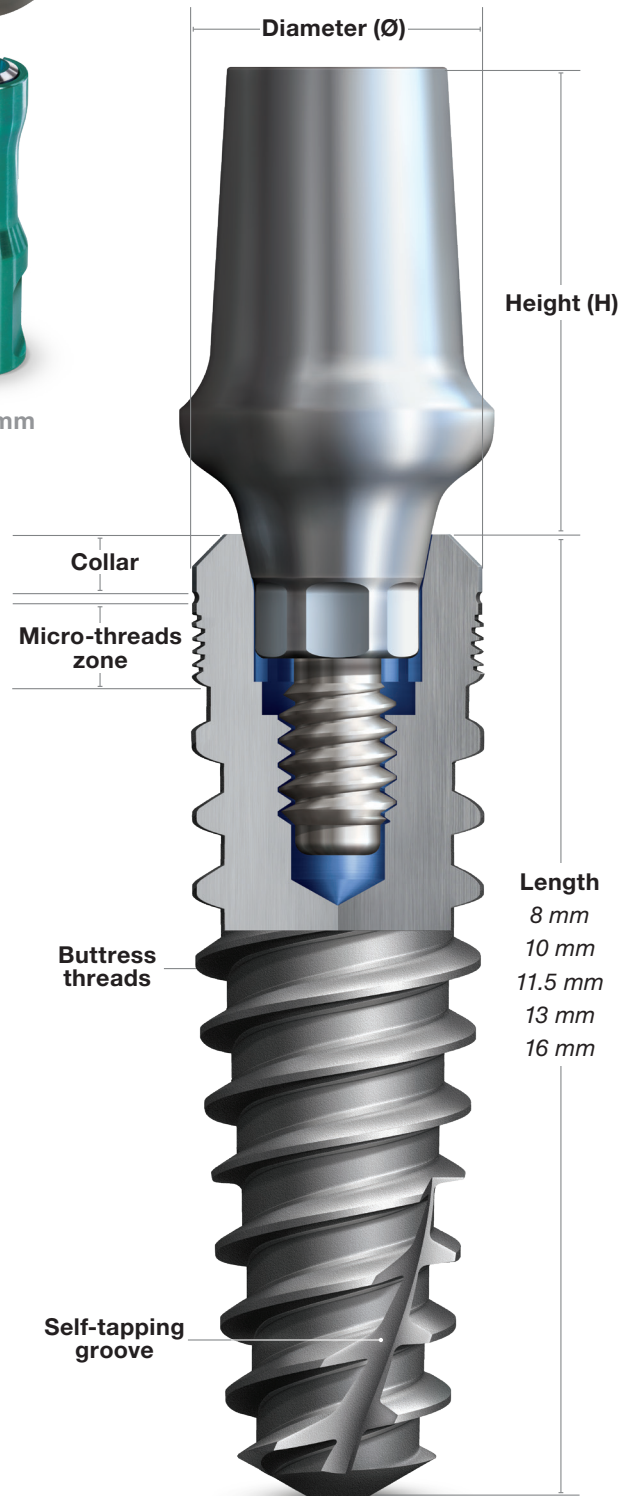

### TAPERED IMPLANT BODY<sup>12</sup>

Tapered body shape — a design feature originally conceived by Dr. Jack Hahn — eases placement in anatomically constricted areas.

# Technical Specifications



Ø3.0 mm    Ø3.5 mm    Ø4.3 mm    Ø5.0 mm    Ø7.0 mm




# Tapered Implants

Glidewell HT™ Implants allow for precise control during placement, engage a maximum amount of bone, and achieve a high degree of primary stability in a wide variety of clinical situations. The unique thread pattern with self-tapping grooves is sharply angled for swift insertion. All Glidewell HT Implants feature a conical internal hex connection for a secure prosthetic seal. Matching components are color-coded by implant diameter and/or restorative platform. To help minimize the overall number of system components, 3.5 mm and 4.3 mm diameter implants share the same restorative platform.

Description


Code

## Glidewell HT™ Implant




70-1189-IMP0001 70-1189-IMP0002 70-1189-IMP0003

Ø3.0 x 11.5 mm	70-1189-IMP0001
Ø3.0 x 13 mm	70-1189-IMP0002
Ø3.0 x 16 mm	70-1189-IMP0003



70-1189-IMP0004 70-1189-IMP0005 70-1189-IMP0006 70-1189-IMP0007 70-1189-IMP0008

Ø3.5 x 8 mm	70-1189-IMP0004
Ø3.5 x 10 mm	70-1189-IMP0005
Ø3.5 x 11.5 mm	70-1189-IMP0006
Ø3.5 x 13 mm	70-1189-IMP0007
Ø3.5 x 16 mm	70-1189-IMP0008



70-1189-IMP0009 70-1189-IMP0010 70-1189-IMP0011 70-1189-IMP0012 70-1189-IMP0013

Ø4.3 x 8 mm	70-1189-IMP0009
Ø4.3 x 10 mm	70-1189-IMP0010
Ø4.3 x 11.5 mm	70-1189-IMP0011
Ø4.3 x 13 mm	70-1189-IMP0012
Ø4.3 x 16 mm	70-1189-IMP0013



70-1189-IMP0014 70-1189-IMP0015 70-1189-IMP0016 70-1189-IMP0017 70-1189-IMP0018

Ø5.0 x 8 mm	70-1189-IMP0014
Ø5.0 x 10 mm	70-1189-IMP0015
Ø5.0 x 11.5 mm	70-1189-IMP0016
Ø5.0 x 13 mm	70-1189-IMP0017
Ø5.0 x 16 mm	70-1189-IMP0018



70-1189-IMP0019 70-1189-IMP0020 70-1189-IMP0021

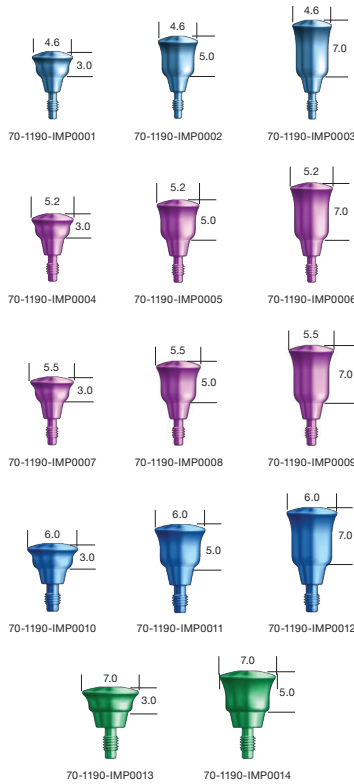
Ø7.0 x 8 mm	70-1189-IMP0019
Ø7.0 x 10 mm	70-1189-IMP0020
Ø7.0 x 11.5 mm	70-1189-IMP0021

(Implants include Titanium Cover Screw.)

Description

Code

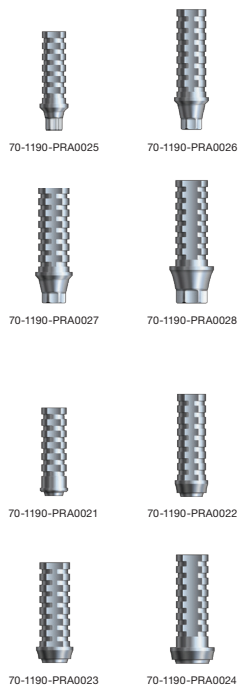
## Glidewell HT™ Implant Healing Abutment



3 mmH - Ø3.0 Implant	70-1190-IMP0001
5 mmH - Ø3.0 Implant	70-1190-IMP0002
7 mmH - Ø3.0 Implant	70-1190-IMP0003
3 mmH - Ø3.5 Implant	70-1190-IMP0004
5 mmH - Ø3.5 Implant	70-1190-IMP0005
7 mmH - Ø3.5 Implant	70-1190-IMP0006
3 mmH - Ø4.3 Implant	70-1190-IMP0007
5 mmH - Ø4.3 Implant	70-1190-IMP0008
7 mmH - Ø4.3 Implant	70-1190-IMP0009
3 mmH - Ø5.0 Implant	70-1190-IMP0010
5 mmH - Ø5.0 Implant	70-1190-IMP0011
7 mmH - Ø5.0 Implant	70-1190-IMP0012
3 mmH - Ø7.0 Implant	70-1190-IMP0013
5 mmH - Ø7.0 Implant	70-1190-IMP0014

*(Healing Abutments require a Glidewell HT™ Prosthetic Driver for placement; please see page 22.)*

## Glidewell HT™ Implant Temporary Abutment



Ø3.0 Implant	70-1190-PRA0025
Ø3.5/4.3 Implant	70-1190-PRA0026
Ø5.0 Implant	70-1190-PRA0027
Ø7.0 Implant	70-1190-PRA0028

## Glidewell HT™ Implant Non-Engaging Temporary Abutment


Ø3.0 Implant	70-1190-PRA0021
Ø3.5/4.3 Implant	70-1190-PRA0022
Ø5.0 Implant	70-1190-PRA0023
Ø7.0 Implant	70-1190-PRA0024

*(Temporary Abutments include Titanium Screw.)*

Description

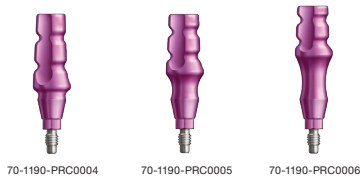
Code

## Glidewell HT™ Implant Closed-Tray Impression Coping



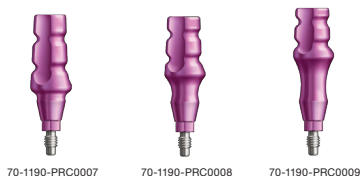
70-1190-PRC0001      70-1190-PRC0002      70-1190-PRC0003

3 mmH - Ø3.0 Implant	70-1190-PRC0001
5 mmH - Ø3.0 Implant	70-1190-PRC0002
7 mmH - Ø3.0 Implant	70-1190-PRC0003



70-1190-PRC0004      70-1190-PRC0005      70-1190-PRC0006

3 mmH - Ø3.5 Implant	70-1190-PRC0004
5 mmH - Ø3.5 Implant	70-1190-PRC0005
7 mmH - Ø3.5 Implant	70-1190-PRC0006




70-1190-PRC0007      70-1190-PRC0008      70-1190-PRC0009

3 mmH - Ø4.3 Implant	70-1190-PRC0007
5 mmH - Ø4.3 Implant	70-1190-PRC0008
7 mmH - Ø4.3 Implant	70-1190-PRC0009



70-1190-PRC0010      70-1190-PRC0011      70-1190-PRC0012

3 mmH - Ø5.0 Implant	70-1190-PRC0010
5 mmH - Ø5.0 Implant	70-1190-PRC0011
7 mmH - Ø5.0 Implant	70-1190-PRC0012



70-1190-PRC0013      70-1190-PRC0014


3 mmH - Ø7.0 Implant	70-1190-PRC0013
5 mmH - Ø7.0 Implant	70-1190-PRC0014

*(Closed-Tray Impression Copings include Closed-Tray Screw.)*



Description	Code
-------------	------

## Glidewell HT™ Implant Open-Tray Impression Coping




70-1190-PRC0015      70-1190-PRC0016      70-1190-PRC0017

3 mmH - Ø3.0 Implant	70-1190-PRC0015
5 mmH - Ø3.0 Implant	70-1190-PRC0016
7 mmH - Ø3.0 Implant	70-1190-PRC0017




70-1190-PRC0018      70-1190-PRC0019      70-1190-PRC0020

3 mmH - Ø3.5 Implant	70-1190-PRC0018
5 mmH - Ø3.5 Implant	70-1190-PRC0019
7 mmH - Ø3.5 Implant	70-1190-PRC0020




70-1190-PRC0021      70-1190-PRC0022      70-1190-PRC0023

3 mmH - Ø4.3 Implant	70-1190-PRC0021
5 mmH - Ø4.3 Implant	70-1190-PRC0022
7 mmH - Ø4.3 Implant	70-1190-PRC0023



70-1190-PRC0024      70-1190-PRC0025      70-1190-PRC0026

3 mmH - Ø5.0 Implant	70-1190-PRC0024
5 mmH - Ø5.0 Implant	70-1190-PRC0025
7 mmH - Ø5.0 Implant	70-1190-PRC0026



70-1190-PRC0027      70-1190-PRC0028

3 mmH - Ø7.0 Implant	70-1190-PRC0027
5 mmH - Ø7.0 Implant	70-1190-PRC0028

*(Open-Tray Impression Copings include Open-Tray Screw.)*

Description	Code
-------------	------



70-1190-PRA0054



70-1190-PRA0055

## Glidewell HT™ Implant Titanium Scan Body

Ø3.0 Implant	70-1190-PRA0054
Ø3.5/4.3 Implant	70-1190-PRA0055



70-1190-PRA0056



70-1190-PRA0057

Ø5.0 Implant	70-1190-PRA0056
Ø7.0 Implant	70-1190-PRA0057

## Glidewell HT™ Implant Analog



70-1190-PRC0035



70-1190-PRC0036

Ø3.0 Implant	70-1190-PRC0035
Ø3.5 Implant	70-1190-PRC0036



70-1190-PRC0037



70-1190-PRC0038

Ø4.3 Implant	70-1190-PRC0037
Ø5.0 Implant	70-1190-PRC0038



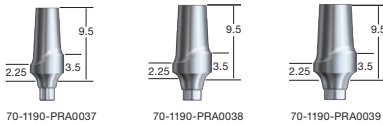
70-1190-PRC0039

Ø7.0 Implant	70-1190-PRC0039
--------------	-----------------

Description

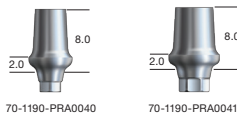
Code

## Glidewell HT™ Implant Anterior Esthetic Abutment



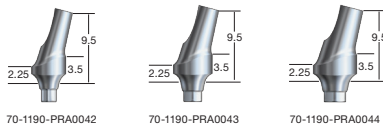
Ø3.0 Implant	70-1190-PRA0037
Ø3.5/4.3 Implant	70-1190-PRA0038
Ø5.0 Implant	70-1190-PRA0039

## Glidewell HT™ Implant Posterior Esthetic Abutment

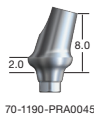


Ø5.0 Implant	70-1190-PRA0040
Ø7.0 Implant	70-1190-PRA0041

## Glidewell HT™ Implant 15° Anterior Esthetic Abutment



Ø3.0 Implant	70-1190-PRA0042
Ø3.5/4.3 Implant	70-1190-PRA0043
Ø5.0 Implant	70-1190-PRA0044



## Glidewell HT™ Implant 15° Posterior Esthetic Abutment

Ø5.0 Implant	70-1190-PRA0045
--------------	-----------------


*(Esthetic Abutments include Titanium Screw.)*

## Glidewell HT™ Implant Non-Engaging Titanium Abutment



4.5 mmH - Ø3.0 Implant	70-1190-PRA0001
4.5 mmH - Ø3.5/4.3 Implant	70-1190-PRA0002
4.5 mmH - Ø5.0 Implant	70-1190-PRA0003
4.5 mmH - Ø7.0 Implant	70-1190-PRA0004

## Glidewell HT™ Implant Titanium Abutment




4.5 mmH - Ø3.0 Implant	70-1190-PRA0005
4.5 mmH - Ø3.5/4.3 Implant	70-1190-PRA0006
4.5 mmH - Ø5.0 Implant	70-1190-PRA0007
4.5 mmH - Ø7.0 Implant	70-1190-PRA0008
6 mmH - Ø3.0 Implant	70-1190-PRA0009
6 mmH - Ø3.5/4.3 Implant	70-1190-PRA0010
6 mmH - Ø5.0 Implant	70-1190-PRA0011
6 mmH - Ø7.0 Implant	70-1190-PRA0012

*(Titanium Screw sold separately; please see page 12.)*

Description	Code
-------------	------

## Glidewell HT™ Implant UCLA Gold




Ø3.0 Implant	70-1190-PRA0046
Ø3.5/4.3 Implant	70-1190-PRA0047
Ø5.0 Implant	70-1190-PRA0048
Ø7.0 Implant	70-1190-PRA0049

## Glidewell HT™ Implant Non-Engaging UCLA Gold




Ø3.0 Implant	70-1190-PRA0050
Ø3.5/4.3 Implant	70-1190-PRA0051
Ø5.0 Implant	70-1190-PRA0052
Ø7.0 Implant	70-1190-PRA0053

## Glidewell HT™ Implant UCLA Plastic



Ø3.0 Implant	70-1190-PRA0029
Ø3.5/4.3 Implant	70-1190-PRA0030
Ø5.0 Implant	70-1190-PRA0031
Ø7.0 Implant	70-1190-PRA0032


## Glidewell HT™ Implant Non-Engaging UCLA Plastic



Ø3.0 Implant	70-1190-PRA0033
Ø3.5/4.3 Implant	70-1190-PRA0034
Ø5.0 Implant	70-1190-PRA0035
Ø7.0 Implant	70-1190-PRA0036

*(UCLA Abutments include Titanium Screw.)*

## Glidewell HT™ Implant Titanium Screw and Guide Pin

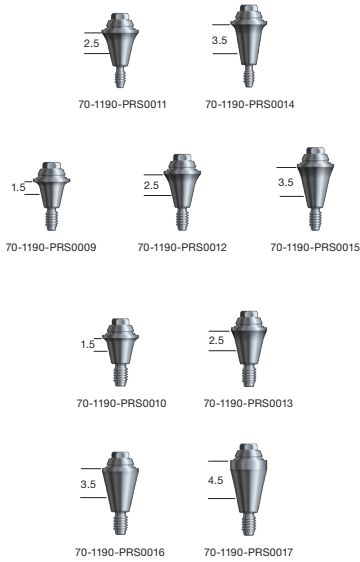


Ø3.0 Implant	70-1190-PRC0029
Ø3.5/4.3 Implant	70-1190-PRC0030
Ø5.0/7.0 Implant	70-1190-PRC0031
Ø3.0 Implant	70-1190-PRC0047
Ø3.5/4.3 Implant	70-1190-PRC0048
Ø5.0/7.0 Implant	70-1190-PRC0049

# Multi-Unit Abutments

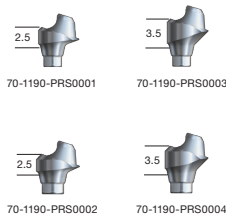
Description	Code
-------------	------

## Glidewell HT™ Implant Multi-Unit Abutment



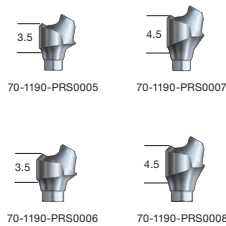
2.5 mmH - Ø3.0 Implant	70-1190-PRS0011
3.5 mmH - Ø3.0 Implant	70-1190-PRS0014
1.5 mmH - Ø3.5/4.3 Implant	70-1190-PRS0009
2.5 mmH - Ø3.5/4.3 Implant	70-1190-PRS0012
3.5 mmH - Ø3.5/4.3 Implant	70-1190-PRS0015
1.5 mmH - Ø5.0 Implant	70-1190-PRS0010
2.5 mmH - Ø5.0 Implant	70-1190-PRS0013
3.5 mmH - Ø5.0 Implant	70-1190-PRS0016
4.5 mmH - Ø5.0 Implant	70-1190-PRS0017

## Glidewell HT™ Implant 17° Multi-Unit Abutment



2.5 mmH - Ø3.5/4.3 Implant	70-1190-PRS0001
3.5 mmH - Ø3.5/4.3 Implant	70-1190-PRS0003
2.5 mmH - Ø5.0 Implant	70-1190-PRS0002
3.5 mmH - Ø5.0 Implant	70-1190-PRS0004

## Glidewell HT™ Implant 30° Multi-Unit Abutment



3.5 mmH - Ø3.5/4.3 Implant	70-1190-PRS0005
4.5 mmH - Ø3.5/4.3 Implant	70-1190-PRS0007
3.5 mmH - Ø5.0 Implant	70-1190-PRS0006
4.5 mmH - Ø5.0 Implant	70-1190-PRS0008

*(Angled Multi-Unit Abutments include Angled Abutment Screw. Prosthetic Screw sold separately; please see page 14.)*














## Glidewell HT™ Implant Angled Multi-Unit Abutment Screw



Ø3.5/4.3 Implant	70-1190-PRC0032
Ø5.0 Implant	70-1190-PRC0033

# Multi-Unit Accessories

The Glidewell HT™ Implant System proudly features Inclusive® brand multi-unit accessories.

Description	Code
<b>Glidewell HT™ Implant Multi-Unit</b>	
 70-1190-PRC0046	Titanium Scan Body with Prosthetic Screw 70-1190-PRC0046
<b>Inclusive® Multi-Unit</b>	
 70-1074-PRS0015	Temporary Healing Cap with Prosthetic Screw - Unigrip™ Driver 70-1074-PRS0015
 70-1074-PRS0025	Titanium Temporary with Prosthetic Screw - Unigrip™ Driver 70-1074-PRS0025
 70-1074-PRS0048	Coping 4.5 mmH, Non-Engaging, with Prosthetic Screw - Unigrip™ Driver 70-1074-PRS0048
 70-1074-PRS0030	Gold/Plastic Coping 70-1074-PRS0030
 70-1074-PRS0018	Gold Bar Coping 70-1074-PRS0018
 70-1074-PRS0069	Plastic Coping with Prosthetic Screw - Unigrip™ Driver 70-1074-PRS0069
 70-1074-PRS0022	Impression Coping, Open-Tray, with Guide Pin - Unigrip™ Driver 70-1074-PRS0022
 70-1074-PRS0021	Impression Coping, Closed-Tray 70-1074-PRS0021
 70-1074-PRS0016	Abutment Analog 70-1074-PRS0016
 70-1074-PRS0028	Driver 70-1074-PRS0028
 70-1074-PRS0019	Guide Pin - Unigrip™ Driver 70-1074-PRS0019
 70-1072-PRC0043	Prosthetic Screw - Unigrip™ Driver 70-1072-PRC0043

*Unigrip is a trademark of Nobel Biocare Services AG.*

# LOCATOR® Abutment System


















The Glidewell HT™ Implant System proudly features Locator® brand overdenture attachments.

Description	Code
<b>LOCATOR® Abutment</b>	
 Conical Connection Ø3.0 x 1.0 mmH Cuff [#2212]	70-1075-ZST0065
 Conical Connection Ø3.0 x 2.0 mmH Cuff [#2213]	70-1075-ZST0074
 Conical Connection Ø3.0 x 3.0 mmH Cuff [#2214]	70-1075-ZST0066
 Conical Connection Ø3.5/4.3 x 1.0 mmH Cuff [#2069]	70-1075-ZST0032
 Conical Connection Ø3.5/4.3 x 3.0 mmH Cuff [#2071]	70-1075-ZST0034
 Conical Connection Ø3.5/4.3 x 5.0 mmH Cuff [#2073]	70-1075-ZST0036
 Conical Connection Ø5.0 x 1.0 mmH Cuff [#2075]	70-1075-ZST0071
 Conical Connection Ø5.0 x 3.0 mmH Cuff [#2077]	70-1075-ZST0038
 Conical Connection Ø5.0 x 5.0 mmH Cuff [#2079]	70-1075-ZST0040

LOCATOR is a registered trademark of Zest Anchors, LLC.

# LOCATOR® Abutment System

The Glidewell HT™ Implant System proudly features Locator® brand overdenture attachments.

Description	Code
 <p>70-1075-ZST0024</p>	<p><b>Male Processing Package (2-pack) [#8519-2]</b> 70-1075-ZST0024</p> <p><i>(Includes: Denture Cap with Black Processing Male, Clear Nylon Male (5 lbs), Pink (LR) Less-Retentive Nylon Male (3 lbs), Blue Extra-Light-Retention Nylon Male (1.5 lbs), and White Block-out Spacer.)</i></p>
 <p>70-1075-ZST0025</p>	<p><b>Extended Range Male Processing Package (2-pack) [#8540-2]</b> 70-1075-ZST0025</p> <p><i>(Includes: Denture Cap with Black Processing Male, Extended-Range Replacement Males: Green (3-4 lbs), Orange (2 lbs), Red (0.5-1.5 lbs), and White Block-Out Spacer.)</i></p>
 <p>70-1075-ZST0007</p>	<p><b>Impression Coping (4-pack) [#8505]</b> 70-1075-ZST0007</p>
 <p>70-1075-ZST0009</p>	<p><b>Female Analog 4 mmD (4-pack) [#8530]</b> 70-1075-ZST0009</p>
 <p>70-1075-ZST0005</p>	<p><b>Core Tool Abutment Holder Sleeve (4-pack) [#8394]</b> 70-1075-ZST0005</p>
 <p>70-1075-ZST0026</p>	<p><b>Angle Measurement Guide [#9530]</b> 70-1075-ZST0026</p>
 <p>70-1075-ZST0010</p>	<p><b>Processing Spacer (4-pack) [#8569]</b> 70-1075-ZST0010</p>
 <p>70-1075-ZST0004</p>	<p><b>Core Tool (Complete) [#8393]</b> 70-1075-ZST0004</p>
 <p>70-1075-ZST0006</p>	<p><b>Core Tool Male Removal (Tip End) [#8397]</b> 70-1075-ZST0006</p>
 <p>70-1075-ZST0008</p>	<p><b>Parallel Post (4-pack) [#8517]</b> 70-1075-ZST0008</p>
 <p>70-1075-ZST0003</p>	<p><b>Core Tool Abutment Driver (Gold End) [#8390]</b> 70-1075-ZST0003</p>
 <p>70-1075-ZST0001</p>	<p><b>35 Ncm Torque Wrench Insert Driver (15 mm) [#8260]</b> 70-1075-ZST0001</p>
 <p>70-1075-ZST0002</p>	<p><b>35 Ncm Torque Wrench Insert Driver (21 mm) [#8280]</b> 70-1075-ZST0002</p>
 <p>70-1075-ZST0020</p>	<p><b>Latch Type Torque Wrench Insert Driver (23 mm) [#8913]</b> 70-1075-ZST0020</p>
 <p>70-1075-ZST0021</p>	<p><b>Latch Type Torque Wrench Insert Driver (29 mm) [#8914]</b> 70-1075-ZST0021</p>
 <p>70-1075-ZST0022</p>	<p><b>Square Drive Torque Wrench Insert Driver (15 mm) [#8926]</b> 70-1075-ZST0022</p>
 <p>70-1075-ZST0023</p>	<p><b>Square Drive Torque Wrench Insert Driver (21 mm) [#8927]</b> 70-1075-ZST0023</p>



# Standard Surgical Instrumentation Kits

## Features and Benefits

The instrumentation kits allow the clinician to easily organize, store, and transport the tooling of the Glidewell HT™ Implant System. The autoclavable kits have been designed for ease of use, with component labels for identification.

The Glidewell HT™ Implant Surgical Kit includes instrumentation that is machined from corrosion-resistant, surgical stainless steel, and features standard connectivity. The color-coded surgical kit clearly maps the drilling protocol for each implant. Drills are arranged from left to right in order of increasing diameter, with color-coded bands on the shaping drills to indicate the corresponding diameter of the Glidewell HT Implant. For added safety, each shaping drill is implant-specific to precisely determine both diameter and depth of the osteotomy. **Please note that Ø7.0 mm Shaping Drills, Screw Tap, Parallel Pin, and Driver are sold separately (refer to diagram, page 18).**

The Glidewell HT™ Implant Osteotome Kit includes instrumentation that is manufactured from Grade 23 titanium alloy (Ti-6Al-4V ELI). The osteotomes are indicated for bone compaction, ridge expansion, or sinus floor elevation in areas of soft bone. By compressing bone during osteotomy preparation, these versatile instruments form a denser osseous surface, facilitating primary stability in areas where bone quality is compromised. To simplify site preparation, each tool is color-coded by implant diameter and features laser-etched depth marks.

*All instrumentation is manufactured in the USA or Switzerland. For specific country of origin, please refer to the individual product label.*

## Sterility

Surgical instruments are shipped non-sterile. Surgical tray and instruments must be cleaned, disinfected, and sterilized prior to clinical use, according to a validated method.

- **Cleaning:** Wash using a broad spectrum cleaning solution, followed by thorough rinsing and drying. The recommended disinfection process is based on ANSI/AAMI ST79 guidelines, as follows:
- **Disinfection:** Immerse in disinfectant<sup>1</sup>, rinse with distilled water and dry. The recommended sterilization process is based on the ANSI/AAMI/ISO 17665-1 and ANSI/AAMI ST79 guidelines, as follows:
- **Sterilization:** Gravity-fed sterilizers: Autoclave in sterilization pouch for 15 minutes at 132°C (270°F). Allow sterilized components to dry for at least 30 minutes.

**NOTE:** The validated procedures require the use of FDA-cleared sterilization trays, wraps, biological indicators, chemical indicators, and other sterilization accessories labeled for the sterilization cycle recommended. The healthcare facility should monitor the sterilizer for the facility according to an FDA-recognized sterility assurance standard such as ANSI/AAMI ST79.

<sup>1</sup>Oral disinfectant containing *Chlorhexidine* is recommended; refer to the disinfectant manufacturer's instructions.

Glidewell HT™ Implant Osteotomes are shipped non-sterile. They must be cleaned, disinfected, and sterilized prior to clinical use, according to a validated method.

- **Cleaning:** Wash using a broad spectrum cleaning solution, followed by thorough rinsing and drying. The recommended disinfection process is based on ANSI/AAMI ST79 guidelines, as follows:
- **Disinfection:** Immerse in disinfectant<sup>1</sup>, rinse with distilled water and dry. The recommended sterilization process is based on the ANSI/AAMI/ISO 17665-1 and ANSI/AAMI ST79 guidelines, as follows:
- **Sterilization:** Gravity-fed sterilizers: Autoclave in sterilization pouch for 15 minutes at 132°C (270°F). Allow sterilized components to dry for 40 minutes and cool down outside of the chamber on a wire rack for 30 minutes.

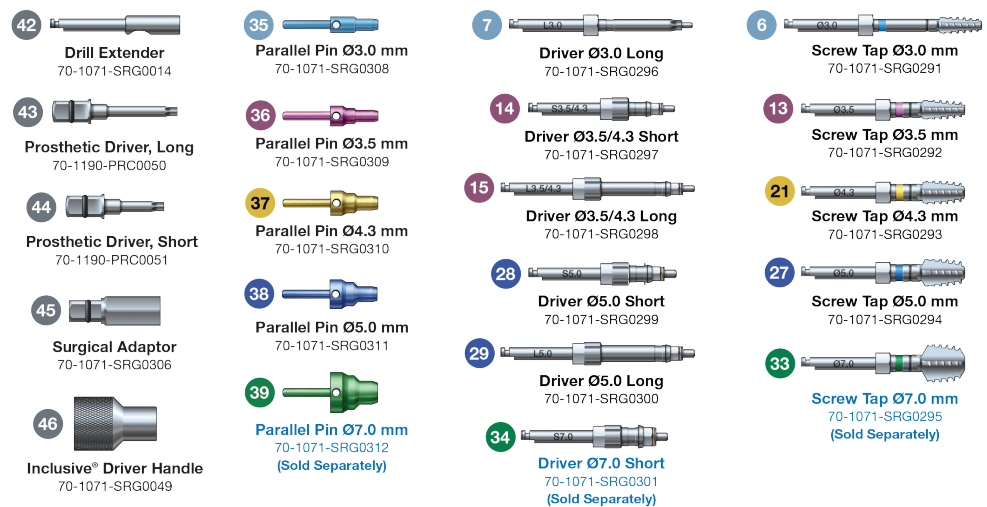
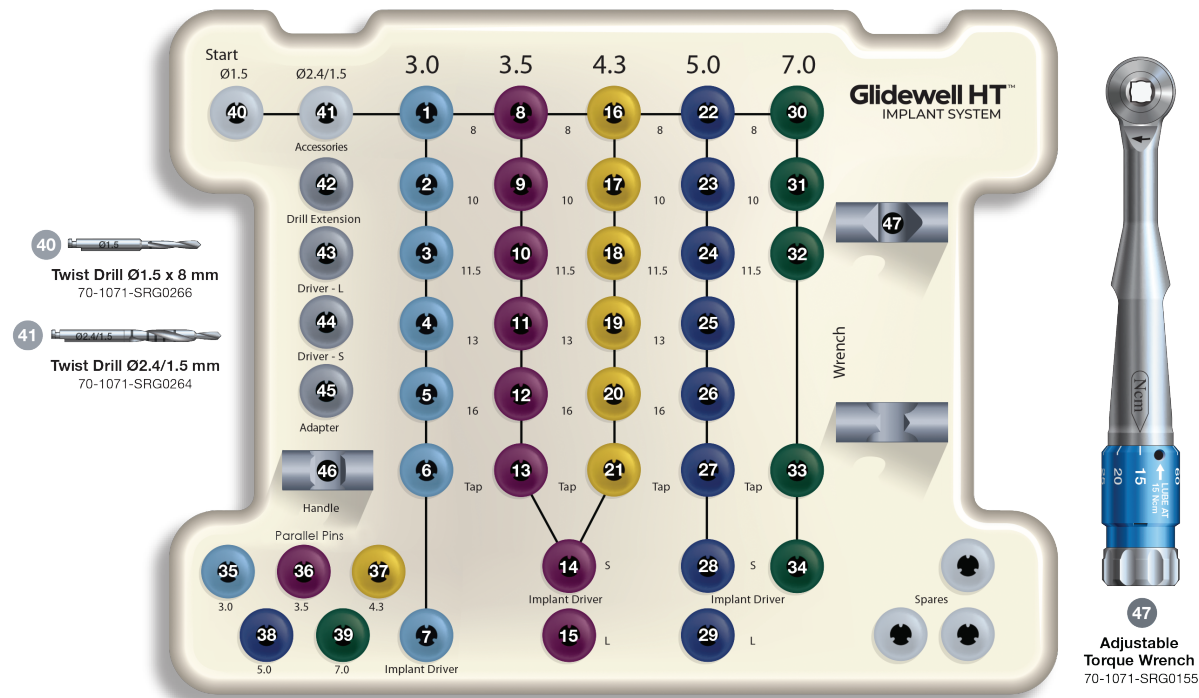
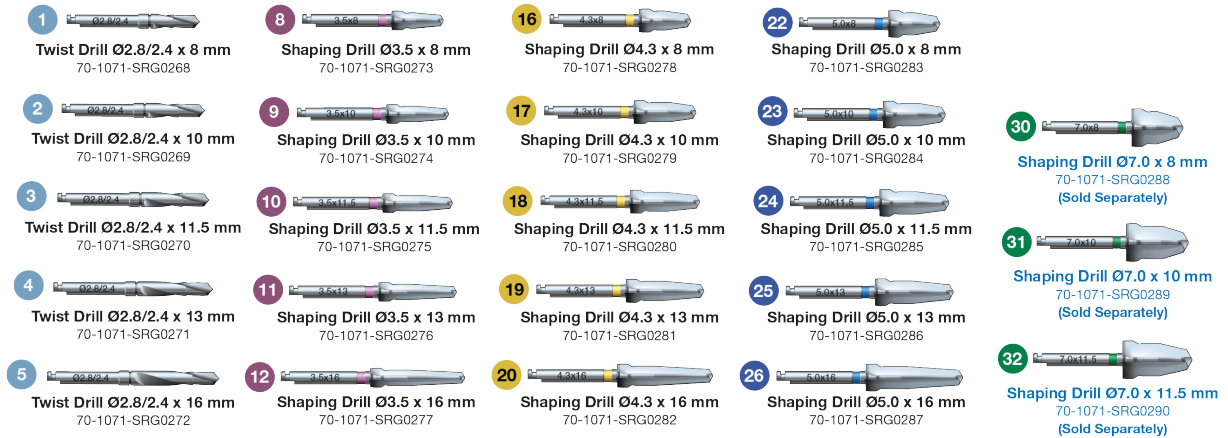
**NOTE:** The validated procedures require the use of FDA-cleared sterilization trays, wraps, biological indicators, chemical indicators, and other sterilization accessories labeled for the sterilization cycle recommended. The healthcare facility should monitor the sterilizer for the facility according to an FDA-recognized sterility assurance standard such as ANSI/AAMI ST79.

<sup>1</sup>Oral disinfectant containing *Chlorhexidine* is recommended; refer to the disinfectant manufacturer's instructions.




Description	Code
Glidewell HT™ Implant Surgical Kit	70-1071-SRG0090

# Surgical Kit Overview



# Osteotome Kit Overview


The osteotome kit allows the clinician to easily organize, store, and transport Glidewell HT™ Implant Osteotomes. Intended for use in the placement of Glidewell HT Implants in areas of soft bone, the osteotomes are designed to compress and condense available bone during osteotomy preparation. The result is a denser osseous surface to facilitate implant placement. Each osteotome is diameter-specific, to match the diameter of the prescribed implant.



*Glidewell HT™ Implant Osteotomes not sold individually.*


Description	Code
Glidewell HT™ Implant Osteotome Kit	70-1071-SRG0171





## Glidewell HT™ Implant Twist Drill

Description	Code
Ø1.5 x 8 mm	70-1071-SRG0266
Ø2.4/1.5 mm	70-1071-SRG0264
Ø2.8/2.4 x 8 mm	70-1071-SRG0268
Ø2.8/2.4 x 10 mm	70-1071-SRG0269
Ø2.8/2.4 x 11.5 mm	70-1071-SRG0270
Ø2.8/2.4 x 13 mm	70-1071-SRG0271
Ø2.8/2.4 x 16 mm	70-1071-SRG0272



## Glidewell HT™ Implant Shaping Drill

Ø3.5 x 8 mm	70-1071-SRG0273
Ø3.5 x 10 mm	70-1071-SRG0274
Ø3.5 x 11.5 mm	70-1071-SRG0275
Ø3.5 x 13 mm	70-1071-SRG0276
Ø3.5 x 16 mm	70-1071-SRG0277
Ø4.3 x 8 mm	70-1071-SRG0278
Ø4.3 x 10 mm	70-1071-SRG0279
Ø4.3 x 11.5 mm	70-1071-SRG0280
Ø4.3 x 13 mm	70-1071-SRG0281
Ø4.3 x 16 mm	70-1071-SRG0282
Ø5.0 x 8 mm	70-1071-SRG0283
Ø5.0 x 10 mm	70-1071-SRG0284

# Drills & Taps


Description	Code
-------------	------

## Glidewell HT™ Implant Shaping Drill




Ø5.0 x 11.5 mm

70-1071-SRG0285



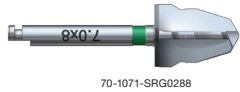
Ø5.0 x 13 mm

70-1071-SRG0286




Ø5.0 x 16 mm

70-1071-SRG0287




Ø7.0 x 8 mm

70-1071-SRG0288



Ø7.0 x 10 mm

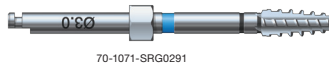
70-1071-SRG0289



Ø7.0 x 11.5 mm

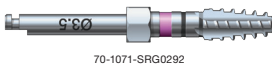
70-1071-SRG0290

## Glidewell HT™ Implant Screw Tap



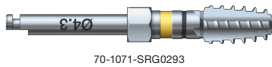
Ø3.0 mm

70-1071-SRG0291




Ø3.5 mm

70-1071-SRG0292



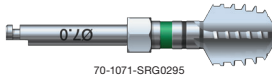
Ø4.3 mm

70-1071-SRG0293



Ø5.0 mm

70-1071-SRG0294

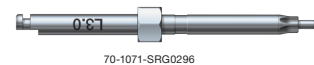


Ø7.0 mm

70-1071-SRG0295


# Drivers & Accessories

## Glidewell HT™ Implant Driver




Ø3.0 Long

70-1071-SRG0296



Ø3.5/4.3 Short

70-1071-SRG0297




Ø3.5/4.3 Long

70-1071-SRG0298


Description	Code
-------------	------

**Glidewell HT™ Implant Driver**




Ø5.0 Short

70-1071-SRG0299



Ø5.0 Long

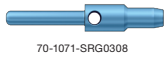
70-1071-SRG0300



Ø7.0 Short


70-1071-SRG0301

**Glidewell HT™ Implant Parallel Pin**



Ø3.0 mm

70-1071-SRG0308




Ø3.5 mm

70-1071-SRG0309



Ø4.3 mm

70-1071-SRG0310




Ø5.0 mm

70-1071-SRG0311



Ø7.0 mm

70-1071-SRG0312



Glidewell HT™ Implant Surgical Adaptor

70-1071-SRG0306



Adjustable Torque Wrench

70-1071-SRG0155




Inclusive® Driver Handle

70-1071-SRG0049




Inclusive® Drill Extender

70-1071-SRG0014



Glidewell HT™ Implant Prosthetic Driver, Long

70-1190-PRC0056



Glidewell HT™ Implant Prosthetic Driver, Short

70-1190-PRC0057



Glidewell HT™ Implant Radiographic Template

70-1071-SRG0092

# Guided Surgical Instrumentation Kit

## **Features and Benefits**

The Glidewell HT™ Implant Guided Surgery System allows clinicians to deliver Glidewell HT Implants with the highest level of predictability, accuracy, and efficiency. Designed for ease of use, this system works in conjunction with digital treatment planning and case-specific surgical guides.

The Glidewell HT™ Implant Guided Surgical Kit includes instrumentation that is machined from high-quality, corrosion-resistant, surgical stainless steel. Color-coded bands correspond to implant diameter, matching the color of the implant carrier. Tissue punches match the diameter of the prescribed implant. Drills are diameter-specific and feature a flange stop for depth control. For added safety, each shaping drill is implant-specific to precisely determine both diameter and depth of the osteotomy. Drills are arranged from left to right in order of increasing diameter, following the recommended drilling sequence.

*All instrumentation is manufactured in the USA or Switzerland. For specific country of origin, please refer to the individual product label.*

## **Sterility**

Surgical instruments are shipped non-sterile. Surgical tray and instruments must be cleaned, disinfected, and sterilized prior to clinical use, according to a validated method.

- **Cleaning:** Wash using a broad spectrum cleaning solution, followed by thorough rinsing and drying. The recommended disinfection process is based on ANSI/AAMI ST79 guidelines, as follows:
- **Disinfection:** Immerse in disinfectant<sup>1</sup>, rinse with distilled water and dry. The recommended sterilization process is based on the ANSI/AAMI/ISO 17665-1 and ANSI/AAMI ST79 guidelines, as follows:
- **Sterilization:** Gravity-fed sterilizers: Autoclave in sterilization pouch for 15 minutes at 132°C (270°F). Allow sterilized components to dry for at least 30 minutes.

**NOTE:** The validated procedures require the use of FDA-cleared sterilization trays, wraps, biological indicators, chemical indicators, and other sterilization accessories labeled for the sterilization cycle recommended. The healthcare facility should monitor the sterilizer for the facility according to an FDA-recognized sterility assurance standard such as ANSI/AAMI ST79.

<sup>1</sup>Oral disinfectant containing *Chlorhexidine* is recommended; refer to the disinfectant manufacturer's instructions.

Description	Code
Glidewell HT™ Implant Guided Surgical Kit	70-1071-SRG0230



# Guided Surgical Kit Overview

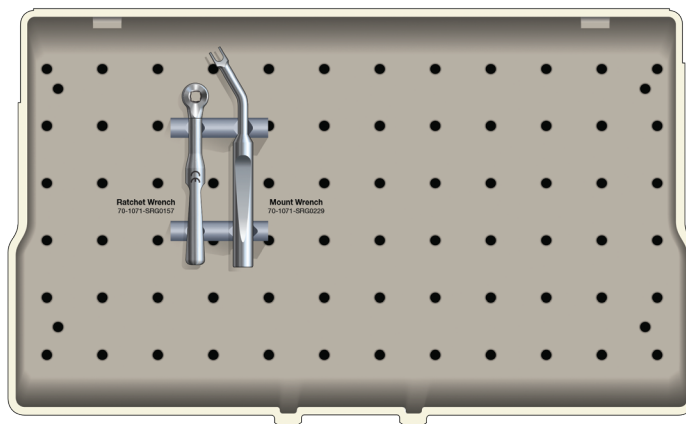


**Drill Stage**

	3.0	3.5	4.3	5.0
Punch	1	12	30	48
Align	2	13		31
Pilot		A 14, B 15, C 16	A 32, B 33, C 34	
Shape	Soft	Soft	Soft	Soft
	Dense	Dense	Dense	Dense
	8	8	8	8
	10	10	10	10
11.5	11.5	11.5	11.5	
13	13	13	13	
16	16	16	16	
Tap	9	27	45	59
Mount	10, 11	28, 29	46, 47	60, 61

**Glidewell HT™ IMPLANT SYSTEM**


Adaptor: L 62, S 63  
 Driver: 64  
 Handle: 65  
 Spares: (empty slots)





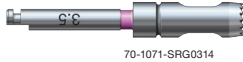
Description	Code
-------------	------

**Glidewell HT™ Implant Guided Tissue Punch**



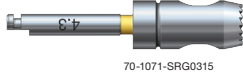
Ø3.0 mm

70-1071-SRG0313



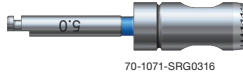
Ø3.5 mm

70-1071-SRG0314



Ø4.3 mm


70-1071-SRG0315



Ø5.0 mm


70-1071-SRG0316

**Glidewell HT™ Implant Guided Alignment Drill**



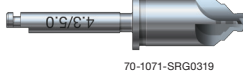
Ø3.0 mm

70-1071-SRG0317



Ø3.5 mm


70-1071-SRG0318



Ø4.3/5.0 mm

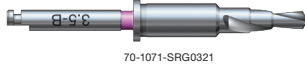
70-1071-SRG0319

**Glidewell HT™ Implant Guided Pilot Drill**




Ø3.5 - A

70-1071-SRG0320




Ø3.5 - B

70-1071-SRG0321




Ø3.5 - C

70-1071-SRG0322



Ø4.3/5.0 - A

70-1071-SRG0323



Ø4.3/5.0 - B

70-1071-SRG0324



Ø4.3/5.0 - C

70-1071-SRG0325

**Glidewell HT™ Implant Guided Shaping Drill**



Ø3.0 x 11.5 mm

70-1071-SRG0326



Ø3.0 x 13 mm

70-1071-SRG0327



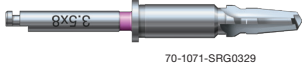
Ø3.0 x 16 mm

70-1071-SRG0328

# Guided Drills

Description Code


## Glidewell HT™ Implant Guided Shaping Drill



70-1071-SRG0329

Ø3.5 x 8 mm


70-1071-SRG0329



70-1071-SRG0330

Ø3.5 x 10 mm


70-1071-SRG0330



70-1071-SRG0331

Ø3.5 x 11.5 mm

70-1071-SRG0331



70-1071-SRG0332

Ø3.5 x 13 mm

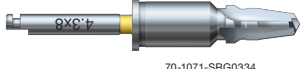
70-1071-SRG0332



70-1071-SRG0333

Ø3.5 x 16 mm


70-1071-SRG0333



70-1071-SRG0334

Ø4.3 x 8 mm

70-1071-SRG0334



70-1071-SRG0335

Ø4.3 x 10 mm

70-1071-SRG0335



70-1071-SRG0336

Ø4.3 x 11.5 mm

70-1071-SRG0336



70-1071-SRG0337

Ø4.3 x 13 mm


70-1071-SRG0337



70-1071-SRG0338

Ø4.3 x 16 mm


70-1071-SRG0338



70-1071-SRG0339

Ø5.0 x 8 mm

70-1071-SRG0339



70-1071-SRG0340

Ø5.0 x 10 mm

70-1071-SRG0340



70-1071-SRG0341

Ø5.0 x 11.5 mm

70-1071-SRG0341



70-1071-SRG0342

Ø5.0 x 13 mm

70-1071-SRG0342




70-1071-SRG0343

Ø5.0 x 16 mm

70-1071-SRG0343


# Guided Drills




Description	Code
<b>Glidewell HT™ Implant Guided Shaping Drill for Dense Bone</b>	
Ø3.0 x 11.5 mm	70-1071-SRG0344
Ø3.0 x 13 mm	70-1071-SRG0345
Ø3.0 x 16 mm	70-1071-SRG0346
Ø3.5 x 8 mm	70-1071-SRG0347
Ø3.5 x 10 mm	70-1071-SRG0348
Ø3.5 x 11.5 mm	70-1071-SRG0349
Ø3.5 x 13 mm	70-1071-SRG0350
Ø3.5 x 16 mm	70-1071-SRG0351
Ø4.3 x 8 mm	70-1071-SRG0352
Ø4.3 x 10 mm	70-1071-SRG0353
Ø4.3 x 11.5 mm	70-1071-SRG0354
Ø4.3 x 13 mm	70-1071-SRG0355
Ø4.3 x 16 mm	70-1071-SRG0356
Ø5.0 x 8 mm	70-1071-SRG0357
Ø5.0 x 10 mm	70-1071-SRG0358
Ø5.0 x 11.5 mm	70-1071-SRG0359
Ø5.0 x 13 mm	70-1071-SRG0360
Ø5.0 x 16 mm	70-1071-SRG0361

Description	Code
-------------	------


## Glidewell HT™ Implant Guided Screw Tap




Ø3.0 mm	70-1071-SRG0362
---------	-----------------



Ø3.5 mm	70-1071-SRG0363
---------	-----------------



Ø4.3 mm	70-1071-SRG0364
---------	-----------------



Ø5.0 mm	70-1071-SRG0365
---------	-----------------

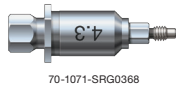
## Glidewell HT™ Implant Guided Mount



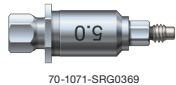
Ø3.0 Implant	70-1071-SRG0366
--------------	-----------------



Ø3.5 Implant	70-1071-SRG0367
--------------	-----------------




Ø4.3 Implant	70-1071-SRG0368
--------------	-----------------




Ø5.0 Implant	70-1071-SRG0369
--------------	-----------------

*(Guided Mounts include captured screw.)*



Glidewell HT™ Implant Surgical Adaptor - Short	70-1071-SRG0307
--	-----------------



Glidewell HT™ Implant Surgical Adaptor	70-1071-SRG0306
--	-----------------




Ratchet Wrench	70-1071-SRG0157
----------------	-----------------



Glidewell HT™ Implant Mount Wrench	70-1071-SRG0229
------------------------------------	-----------------



Inclusive® Driver Handle	70-1071-SRG0049
--------------------------	-----------------



Glidewell HT™ Implant Prosthetic Driver, Short	70-1190-PRC0057
--	-----------------

# Prosthetic Instrumentation Kit

## **Features and Benefits**

The prosthetic kit is designed specifically for restorative doctors, organizing all of the necessary prosthetic tooling to help simplify restorative procedures and instrument sterilization.

*All instrumentation is manufactured in the USA or Switzerland. For specific country of origin, please refer to the individual product label.*

## **Sterility**

Surgical instruments are shipped non-sterile. Surgical tray and instruments must be cleaned, disinfected, and sterilized prior to clinical use, according to a validated method.

- **Cleaning:** Wash using a broad spectrum cleaning solution, followed by thorough rinsing and drying. The recommended disinfection process is based on ANSI/AAMI ST79 guidelines, as follows:
- **Disinfection:** Immerse in disinfectant<sup>1</sup>, rinse with distilled water and dry. The recommended sterilization process is based on the ANSI/AAMI/ISO 17665-1 and ANSI/AAMI ST79 guidelines, as follows:
- **Sterilization:** Gravity-fed sterilizers: Autoclave in sterilization pouch for 15 minutes at 132°C (270°F). Allow sterilized components to dry for at least 30 minutes.

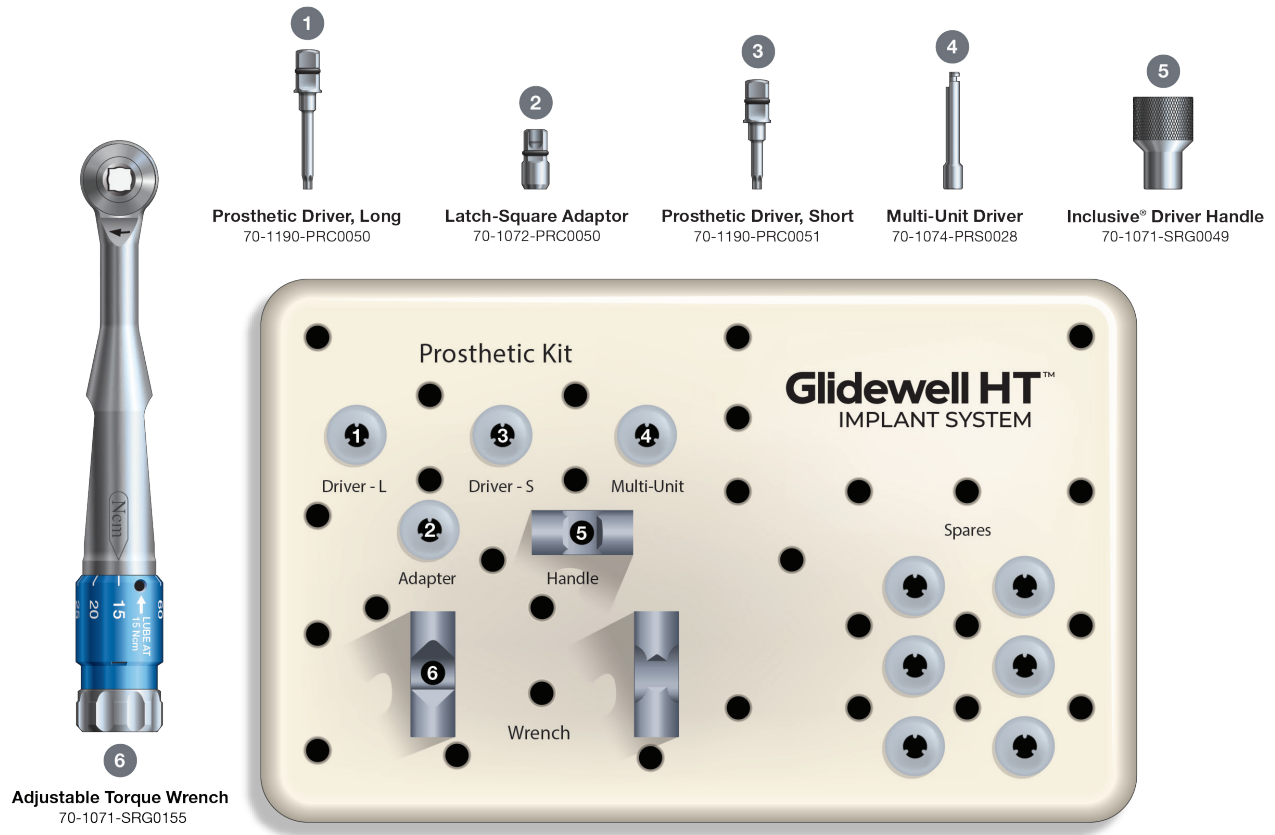
**NOTE:** The validated procedures require the use of FDA-cleared sterilization trays, wraps, biological indicators, chemical indicators, and other sterilization accessories labeled for the sterilization cycle recommended. The healthcare facility should monitor the sterilizer for the facility according to an FDA-recognized sterility assurance standard such as ANSI/AAMI ST79.

<sup>1</sup>Oral disinfectant containing *Chlorhexidine* is recommended; refer to the disinfectant manufacturer's instructions.

Description	Code
Glidewell HT™ Implant Prosthetic Kit	70-1071-SRG0091



# Prosthetic Instrumentation Kit Overview



70-1071-SRG0155




70-1071-SRG0049




70-1074-PRS0028



70-1190-PRC0056



70-1190-PRC0057



70-1072-PRC0050

Description	Code
Adjustable Torque Wrench	70-1071-SRG0155
Inclusive® Driver Handle	70-1071-SRG0049
Inclusive® Multi-Unit Driver	70-1074-PRS0028
Glidewell HT™ Implant Prosthetic Driver, Long	70-1190-PRC0056
Glidewell HT™ Implant Prosthetic Driver, Short	70-1190-PRC0057
Inclusive® Latch-Square Adaptor	70-1072-PRC0050

# Product Packaging

Glidewell HT™ Implants are shipped sterile. They should not be resterilized. They are for single use only, prior to the expiration date. Do not use implants if the packaging has been compromised or previously opened. Do not handle implant surfaces directly. Users are advised to visually inspect packaging to ensure seals and contents are intact prior to use. Please refer to the individual product label for all relevant product information and cautions.

### Explanation of Label Codes:

1. Official product description
2. Date of Manufacture (YYYY-MM-DD)
3. Catalog Number
4. Lot/Batch Number
5. By Prescription Only
6. Do Not Use if Package is Damaged
7. Sterile with Gamma Radiation
8. Use-by Date
9. Consult Instructions for Use
10. Do not Re-use
11. Do not Resterilize
12. Manufacturer
13. Country of origin
14. Unique Device Identification (UDI)
15. Non-Sterile
16. QR code for IFU website

**Glidewell Implant Solutions**

**1** Glidewell HT™ Implant  
Titanium Scan Body -  
Ø3.0 Implant

**3** REF 70-1190-PRA0054 1 pc.

**4** LOT 1234567

**14** **5** Rx only **15** NON STERILE **10** Do not re-use

\*+D745701190PRA00540/\$S71234567/16DYMMDDJ\*

**9** <https://www.ifu.glidewell.com>  
IFU CODE: IFU-012631  
tel: (888) 402-1725

Scan QR code for link to URL  
For more information email  
mail@glidewell.com **16**

**12** Prismatic Dentalcraft, Inc.  
2144 Michelson Drive  
Irvine, CA 92612, USA **13** Made in USA

**2** YYYY-MM-DD **11** 012624\_1

**1** Glidewell HT™ Implant  
Ø3.0 x 11.5 mm

**4** LOT 1234567 1 pc.

**7** STERILE R **8** Use by YYYY-MM-DD **11** **9** <https://ifu.glidewell.com>  
IFU CODE: IFU-12631  
tel: (888) 402-1725

**6** Do not use if package is damaged. **10**

**12** Prismatic Dentalcraft, Inc.  
2144 Michelson Drive  
Irvine, CA 92612, USA **13** Made in USA

**2** YYYY-MM-DD **11** 012624\_1

Scan QR code for link to URL  
For more information email  
mail@glidewell.com **16**

\*+D745701154IMP00120/\$\$8013251201234567/16D202012106\*

**3** REF 70-1189-IMP001 **14**

Ø3.0 x 11.5 mm

### *Ordering Information*

In the U.S.: Order at [glidewelldirect.com](http://glidewelldirect.com) or call Glidewell Direct at 888-303-3975. Our product specialists are committed to answering questions in a timely fashion to ensure your ordering is easy and efficient. We are available Monday—Friday from 6 a.m.—5 p.m. (*Pacific*).

In Canada: Call 888-278-0414 to order. All others: Please send inquiries to: [international@glidewelldirect.com](mailto:international@glidewelldirect.com).

### *Shipping Policy*

- Orders placed after 3 p.m. (*Pacific*) will be processed on the following business day. Business days do not include Saturdays, Sundays, or U.S. holidays.
- Online shopping cart available to U.S. customers only.

### *Terms*

All accounts are payable within 30 days of invoice date. Accounts not paid within the stated terms will be subject to COD status and a late charge of 2 percent of the unpaid balance. We accept American Express, Visa, MasterCard, and Discover. All prices are subject to change without notice.

### *Product Return Policy*

Products may be returned at the customer's expense for credit within 30 days of invoice date. All returned products must meet the following conditions:

- A copy of the original invoice must accompany the products.
- Products must be packaged to arrive at the seller's facility undamaged.
- Discontinued, obsolete, expired, damaged, or opened items will not be accepted for return.
- Amount credited will be based on invoice price, less 15 percent for restocking fee.
- Shipping charges are the responsibility of the customer and will not be credited.

### *Product & Pricing Changes*

Because products and equipment are continually undergoing refinement in design and manufacturing methods, we reserve the right to improve, modify, or discontinue products and equipment or change pricing at any time without incurring any obligation and without prior notice.

### *Warranty*

Limited Warranty—Prismatik Dentalcraft, Inc.

Prismatik Dentalcraft, Inc. ("Prismatik"), is the manufacturer of dental products (the "product"), including Glidewell HT™ Implants ("implants"). Prismatik warrants the Glidewell HT Implant for the life of the patient originally receiving the implant from the date of placement, and for a period of six (6) months for ceramic blanks and any other product ("the warranty period"). Prismatik will at its option replace or refund the purchase price of any product, to the original purchaser ("user"), that is returned due to defects in material and manufacture.

NO GUARANTEE OR WARRANTY IS IMPLIED OTHER THAN EXPRESSLY STATED, INCLUDING ANY IMPLIED WARRANTY OF MERCHANTABILITY OR FITNESS FOR A PARTICULAR PURPOSE.

Prismatik shall not be liable for any incidental or consequential damages, whether foreseeable or not, caused by defects in the product or dental devices produced using said product. User is responsible for determining the suitability of the product for user's application. If this product is defective within the warranty period, user's exclusive remedy and Prismatik's sole obligation shall be replacement or refund of the purchase price of the product. For replacement or refund under this warranty, the original purchaser shall send the product at its own expense, postage prepaid, to the seller.



CODE	DESCRIPTION	PAGE	CODE	DESCRIPTION	PAGE
<b>IMPLANTS</b>					
70-1189-IMP0001	Tapered Implant Ø3.0 x 11.5 mm	6	70-1071-SRG0265	Twist Drill Ø2.8/2.4 mm	20
70-1189-IMP0002	Tapered Implant Ø3.0 x 13 mm	6	70-1071-SRG0266	Twist Drill Ø1.5 mm x 8 mm	20
70-1189-IMP0003	Tapered Implant Ø3.0 x 16 mm	6	70-1071-SRG0267	Twist Drill Ø2.4/1.5 x 8 mm	20
70-1189-IMP0004	Tapered Implant Ø3.5 x 8 mm	6	70-1071-SRG0268	Twist Drill Ø2.8/2.4 mm x 8 mm	20
70-1189-IMP0005	Tapered Implant Ø3.5 x 10 mm	6	70-1071-SRG0269	Twist Drill Ø2.8/2.4 mm x 10 mm	20
70-1189-IMP0006	Tapered Implant Ø3.5 x 11.5 mm	6	70-1071-SRG0270	Twist Drill Ø2.8/2.4 mm x 11.5 mm	20
70-1189-IMP0007	Tapered Implant Ø3.5 x 13 mm	6	70-1071-SRG0271	Twist Drill Ø2.8/2.4 mm x 13 mm	20
70-1189-IMP0008	Tapered Implant Ø3.5 x 16 mm	6	70-1071-SRG0272	Twist Drill Ø2.8/2.4 mm x 16 mm	20
70-1189-IMP0009	Tapered Implant Ø4.3 x 8 mm	6	<b>INSTRUMENTATION - DRIVERS &amp; ACCESSORIES</b>		
70-1189-IMP0010	Tapered Implant Ø4.3 x 10 mm	6	70-1071-SRG0155	Adjustable Torque Wrench	22, 30
70-1189-IMP0011	Tapered Implant Ø4.3 x 11.5 mm	6	70-1071-SRG0014	Drill Extender	22
70-1189-IMP0012	Tapered Implant Ø4.3 x 13 mm	6	70-1071-SRG0049	Driver Handle	22, 28, 30
70-1189-IMP0013	Tapered Implant Ø4.3 x 16 mm	6	70-1071-SRG0296	Driver Ø3.0, Long	21
70-1189-IMP0014	Tapered Implant Ø5.0 x 8 mm	6	70-1071-SRG0297	Driver Ø3.5/4.3, Long	21
70-1189-IMP0015	Tapered Implant Ø5.0 x 10 mm	6	70-1071-SRG0298	Driver Ø3.5/4.3, Short	21
70-1189-IMP0016	Tapered Implant Ø5.0 x 11.5 mm	6	70-1071-SRG0299	Driver Ø5.0, Long	22
70-1189-IMP0017	Tapered Implant Ø5.0 x 13 mm	6	70-1071-SRG0300	Driver Ø5.0, Short	22
70-1189-IMP0018	Tapered Implant Ø5.0 x 16 mm	6	70-1071-SRG0301	Driver Ø7.0, Short	22
70-1189-IMP0019	Tapered Implant Ø7.0 x 8 mm	6	70-1072-PRC0050	Latch-Square Adaptor	30
70-1189-IMP0020	Tapered Implant Ø7.0 x 10 mm	6	70-1071-SRG0229	Mount Wrench	28
70-1189-IMP0021	Tapered Implant Ø7.0 x 11.5 mm	6	70-1071-SRG0308	Parallel Pin Ø3.0 mm	22
<b>INSTRUMENTATION</b>			70-1071-SRG0309	Parallel Pin Ø3.5 mm	22
70-1071-SRG0230	Guided Surgical Kit	23	70-1071-SRG0310	Parallel Pin Ø4.3 mm	22
70-1071-SRG0171	Osteotome Kit	19	70-1071-SRG0311	Parallel Pin Ø5.0 mm	22
70-1071-SRG0091	Prosthetic Kit	29	70-1071-SRG0312	Parallel Pin Ø7.0 mm	22
70-1071-SRG0090	Surgical Kit	17	70-1190-PRC0056	Prosthetic Driver, Long	22, 30
<b>INSTRUMENTATION - DRILLS &amp; TAPS</b>			70-1190-PRC0057	Prosthetic Driver, Short	22, 28, 30
70-1071-SRG0291	Screw Tap Ø3.0 mm	21	70-1071-SRG0092	Radiographic Template	22
70-1071-SRG0292	Screw Tap Ø3.5 mm	21	70-1071-SRG0157	Ratchet Wrench	28
70-1071-SRG0293	Screw Tap Ø4.3 mm	21	70-1071-SRG0306	Surgical Adaptor	22, 28
70-1071-SRG0294	Screw Tap Ø5.0 mm	21	70-1071-SRG0307	Surgical Adaptor, Short	28
70-1071-SRG0295	Screw Tap Ø7.0 mm	21	<b>INSTRUMENTATION - GUIDED SURGERY</b>		
70-1071-SRG0273	Shaping Drill Ø3.5 x 8 mm	20	70-1071-SRG0317	Guided Alignment Drill - Ø3.0 mm	25
70-1071-SRG0274	Shaping Drill Ø3.5 x 10 mm	20	70-1071-SRG0318	Guided Alignment Drill - Ø3.5 mm	25
70-1071-SRG0275	Shaping Drill Ø3.5 x 11.5 mm	20	70-1071-SRG0319	Guided Alignment Drill - Ø4.3/5.0 mm	25
70-1071-SRG0276	Shaping Drill Ø3.5 x 13 mm	20	70-1071-SRG0366	Guided Mount - Ø3.0 Implant	28
70-1071-SRG0277	Shaping Drill Ø3.5 x 16 mm	20	70-1071-SRG0367	Guided Mount - Ø3.5 Implant	28
70-1071-SRG0278	Shaping Drill Ø4.3 x 8 mm	20	70-1071-SRG0368	Guided Mount - Ø4.3 Implant	28
70-1071-SRG0279	Shaping Drill Ø4.3 x 10 mm	20	70-1071-SRG0369	Guided Mount - Ø5.0 Implant	28
70-1071-SRG0280	Shaping Drill Ø4.3 x 11.5 mm	20	70-1071-SRG0320	Guided Pilot Drill - Ø3.5 - A	25
70-1071-SRG0281	Shaping Drill Ø4.3 x 13 mm	20	70-1071-SRG0321	Guided Pilot Drill - Ø3.5 - B	25
70-1071-SRG0282	Shaping Drill Ø4.3 x 16 mm	20	70-1071-SRG0322	Guided Pilot Drill - Ø3.5 - C	25
70-1071-SRG0283	Shaping Drill Ø5.0 x 8 mm	20	70-1071-SRG0323	Guided Pilot Drill - Ø4.3/5.0 - A	25
70-1071-SRG0284	Shaping Drill Ø5.0 x 10 mm	20	70-1071-SRG0324	Guided Pilot Drill - Ø4.3/5.0 - B	25
70-1071-SRG0285	Shaping Drill Ø5.0 x 11.5 mm	21	70-1071-SRG0325	Guided Pilot Drill - Ø4.3/5.0 - C	25
70-1071-SRG0286	Shaping Drill Ø5.0 x 13 mm	21	70-1071-SRG0362	Guided Screw Tap - Ø3.0 mm	28
70-1071-SRG0287	Shaping Drill Ø5.0 x 16 mm	21	70-1071-SRG0363	Guided Screw Tap - Ø3.5 mm	28
70-1071-SRG0288	Shaping Drill Ø7.0 x 8 mm	21	70-1071-SRG0364	Guided Screw Tap - Ø4.3 mm	28
70-1071-SRG0289	Shaping Drill Ø7.0 x 10 mm	21	70-1071-SRG0365	Guided Screw Tap - Ø5.0 mm	28
70-1071-SRG0290	Shaping Drill Ø7.0 x 11.5 mm	21	70-1071-SRG0326	Guided Shaping Drill - Ø3.0 x 11.5 mm	25
70-1071-SRG0264	Twist Drill Ø2.4/1.5 mm	20	70-1071-SRG0327	Guided Shaping Drill - Ø3.0 x 13 mm	25
			70-1071-SRG0328	Guided Shaping Drill - Ø3.0 x 16 mm	25

CODE	DESCRIPTION	PAGE	CODE	DESCRIPTION	PAGE
70-1071-SRG0329	.....Guided Shaping Drill - Ø3.5 x 8 mm.....	26	70-1190-PRA0021	.....Non-Engaging Temporary Abutment - Ø3.0.....	7
70-1071-SRG0330	.....Guided Shaping Drill - Ø3.5 x 10 mm.....	26	70-1190-PRA0022	.....Non-Engaging Temporary Abutment - Ø3.5/4.3.....	7
70-1071-SRG0331	.....Guided Shaping Drill - Ø3.5 x 11.5 mm.....	26	70-1190-PRA0023	.....Non-Engaging Temporary Abutment - Ø5.0.....	7
70-1071-SRG0332	.....Guided Shaping Drill - Ø3.5 x 13 mm.....	26	70-1190-PRA0024	.....Non-Engaging Temporary Abutment - Ø7.0.....	7
70-1071-SRG0333	.....Guided Shaping Drill - Ø3.5 x 16 mm.....	26	70-1190-PRA0025	.....Temporary Abutment - Ø3.0.....	7
70-1071-SRG0334	.....Guided Shaping Drill - Ø4.3 x 8 mm.....	26	70-1190-PRA0026	.....Temporary Abutment - Ø3.5/4.3.....	7
70-1071-SRG0335	.....Guided Shaping Drill - Ø4.3 x 10 mm.....	26	70-1190-PRA0027	.....Temporary Abutment - Ø5.0.....	7
70-1071-SRG0336	.....Guided Shaping Drill - Ø4.3 x 11.5 mm.....	26	70-1190-PRA0028	.....Temporary Abutment - Ø7.0.....	7
70-1071-SRG0337	.....Guided Shaping Drill - Ø4.3 x 13 mm.....	26	<b>PROSTHETICS - IMPRESSIONS/ANALOGS</b>		
70-1071-SRG0338	.....Guided Shaping Drill - Ø4.3 x 16 mm.....	26	70-1190-PRC0035	.....Analog - Ø3.0.....	10
70-1071-SRG0339	.....Guided Shaping Drill - Ø5.0 x 8 mm.....	26	70-1190-PRC0036	.....Analog - Ø3.5.....	10
70-1071-SRG0340	.....Guided Shaping Drill - Ø5.0 x 10 mm.....	26	70-1190-PRC0037	.....Analog - Ø4.3.....	10
70-1071-SRG0341	.....Guided Shaping Drill - Ø5.0 x 11.5 mm.....	26	70-1190-PRC0038	.....Analog - Ø5.0.....	10
70-1071-SRG0342	.....Guided Shaping Drill - Ø5.0 x 13 mm.....	26	70-1190-PRC0039	.....Analog - Ø7.0.....	10
70-1071-SRG0343	.....Guided Shaping Drill - Ø5.0 x 16 mm.....	26	70-1190-PRC0001	.....Closed-Tray Impression Coping 3 mmH - Ø3.0.....	8
70-1071-SRG0344	.....Guided Shaping Drill, Dense Bone - Ø3.0 x 11.5 mm.....	27	70-1190-PRC0002	.....Closed-Tray Impression Coping 5 mmH - Ø3.0.....	8
70-1071-SRG0345	.....Guided Shaping Drill, Dense Bone - Ø3.0 x 13 mm.....	27	70-1190-PRC0003	.....Closed-Tray Impression Coping 7 mmH - Ø3.0.....	8
70-1071-SRG0346	.....Guided Shaping Drill, Dense Bone - Ø3.0 x 16 mm.....	27	70-1190-PRC0004	.....Closed-Tray Impression Coping 3 mmH - Ø3.5.....	8
70-1071-SRG0347	.....Guided Shaping Drill, Dense Bone - Ø3.5 x 8 mm.....	27	70-1190-PRC0005	.....Closed-Tray Impression Coping 5 mmH - Ø3.5.....	8
70-1071-SRG0348	.....Guided Shaping Drill, Dense Bone - Ø3.5 x 10 mm.....	27	70-1190-PRC0006	.....Closed-Tray Impression Coping 7 mmH - Ø3.5.....	8
70-1071-SRG0349	.....Guided Shaping Drill, Dense Bone - Ø3.5 x 11.5 mm.....	27	70-1190-PRC0007	.....Closed-Tray Impression Coping 3 mmH - Ø4.3.....	8
70-1071-SRG0350	.....Guided Shaping Drill, Dense Bone - Ø3.5 x 13 mm.....	27	70-1190-PRC0008	.....Closed-Tray Impression Coping 5 mmH - Ø4.3.....	8
70-1071-SRG0351	.....Guided Shaping Drill, Dense Bone - Ø3.5 x 16 mm.....	27	70-1190-PRC0009	.....Closed-Tray Impression Coping 7 mmH - Ø4.3.....	8
70-1071-SRG0352	.....Guided Shaping Drill, Dense Bone - Ø4.3 x 8 mm.....	27	70-1190-PRC0010	.....Closed-Tray Impression Coping 3 mmH - Ø5.0.....	8
70-1071-SRG0353	.....Guided Shaping Drill, Dense Bone - Ø4.3 x 10 mm.....	27	70-1190-PRC0011	.....Closed-Tray Impression Coping 5 mmH - Ø5.0.....	8
70-1071-SRG0354	.....Guided Shaping Drill, Dense Bone - Ø4.3 x 11.5 mm.....	27	70-1190-PRC0012	.....Closed-Tray Impression Coping 7 mmH - Ø5.0.....	8
70-1071-SRG0355	.....Guided Shaping Drill, Dense Bone - Ø4.3 x 13 mm.....	27	70-1190-PRC0013	.....Closed-Tray Impression Coping 3 mmH - Ø7.0.....	8
70-1071-SRG0356	.....Guided Shaping Drill, Dense Bone - Ø4.3 x 16 mm.....	27	70-1190-PRC0014	.....Closed-Tray Impression Coping 5 mmH - Ø7.0.....	8
70-1071-SRG0357	.....Guided Shaping Drill, Dense Bone - Ø5.0 x 8 mm.....	27	70-1190-PRC0015	.....Open-Tray Impression Coping 3 mmH - Ø3.0.....	9
70-1071-SRG0358	.....Guided Shaping Drill, Dense Bone - Ø5.0 x 10 mm.....	27	70-1190-PRC0016	.....Open-Tray Impression Coping 5 mmH - Ø3.0.....	9
70-1071-SRG0359	.....Guided Shaping Drill, Dense Bone - Ø5.0 x 11.5 mm.....	27	70-1190-PRC0017	.....Open-Tray Impression Coping 7 mmH - Ø3.0.....	9
70-1071-SRG0360	.....Guided Shaping Drill, Dense Bone - Ø5.0 x 13 mm.....	27	70-1190-PRC0018	.....Open-Tray Impression Coping 3 mmH - Ø3.5.....	9
70-1071-SRG0361	.....Guided Shaping Drill, Dense Bone - Ø5.0 x 16 mm.....	27	70-1190-PRC0019	.....Open-Tray Impression Coping 5 mmH - Ø3.5.....	9
70-1071-SRG0313	.....Guided Tissue Punch - Ø3.0 mm.....	25	70-1190-PRC0020	.....Open-Tray Impression Coping 7 mmH - Ø3.5.....	9
70-1071-SRG0314	.....Guided Tissue Punch - Ø3.5 mm.....	25	70-1190-PRC0021	.....Open-Tray Impression Coping 3 mmH - Ø4.3.....	9
70-1071-SRG0315	.....Guided Tissue Punch - Ø4.3 mm.....	25	70-1190-PRC0022	.....Open-Tray Impression Coping 5 mmH - Ø4.3.....	9
70-1071-SRG0316	.....Guided Tissue Punch - Ø5.0 mm.....	25	70-1190-PRC0023	.....Open-Tray Impression Coping 7 mmH - Ø4.3.....	9
<b>PROSTHETICS - HEALING/TEMPORIZATION</b>			70-1190-PRC0024	.....Open-Tray Impression Coping 3 mmH - Ø5.0.....	9
70-1190-IMP0001	.....Healing Abutment 3 mmH - Ø3.0.....	7	70-1190-PRC0025	.....Open-Tray Impression Coping 5 mmH - Ø5.0.....	9
70-1190-IMP0002	.....Healing Abutment 5 mmH - Ø3.0.....	7	70-1190-PRC0026	.....Open-Tray Impression Coping 7 mmH - Ø5.0.....	9
70-1190-IMP0003	.....Healing Abutment 7 mmH - Ø3.0.....	7	70-1190-PRC0027	.....Open-Tray Impression Coping 3 mmH - Ø7.0.....	9
70-1190-IMP0004	.....Healing Abutment 3 mmH - Ø3.5.....	7	70-1190-PRC0028	.....Open-Tray Impression Coping 5 mmH - Ø7.0.....	9
70-1190-IMP0005	.....Healing Abutment 5 mmH - Ø3.5.....	7	70-1190-PRA0054	.....Titanium Scan Body - Ø3.0 Implant.....	10
70-1190-IMP0006	.....Healing Abutment 7 mmH - Ø3.5.....	7	70-1190-PRA0055	.....Titanium Scan Body - Ø3.5/4.3 Implant.....	10
70-1190-IMP0007	.....Healing Abutment 3 mmH - Ø4.3.....	7	70-1190-PRA0056	.....Titanium Scan Body - Ø5.0 Implant.....	10
70-1190-IMP0008	.....Healing Abutment 5 mmH - Ø4.3.....	7	70-1190-PRA0057	.....Titanium Scan Body - Ø7.0 Implant.....	10
70-1190-IMP0009	.....Healing Abutment 7 mmH - Ø4.3.....	7	<b>PROSTHETICS - LOCATOR ABUTMENT SYSTEM</b>		
70-1190-IMP0010	.....Healing Abutment 3 mmH - Ø5.0.....	7	70-1075-ZST0001	.....35 Ncm Torque Wrench Insert Driver (15 mm).....	16
70-1190-IMP0011	.....Healing Abutment 5 mmH - Ø5.0.....	7	70-1075-ZST0002	.....35 Ncm Torque Wrench Insert Driver (21 mm).....	16
70-1190-IMP0012	.....Healing Abutment 7 mmH - Ø5.0.....	7	70-1075-ZST0026	.....Angle Measurement Guide.....	16
70-1190-IMP0013	.....Healing Abutment 3 mmH - Ø7.0.....	7	70-1075-ZST0004	.....Core Tool (Complete).....	16
70-1190-IMP0014	.....Healing Abutment 5 mmH - Ø7.0.....	7	70-1075-ZST0003	.....Core Tool Abutment Driver (Gold End).....	16

CODE	DESCRIPTION	PAGE	CODE	DESCRIPTION	PAGE
70-1075-ZST0005	Core Tool Abutment Holder Sleeve (4/pk)	16	70-1190-PRC0046	Multi-Unit Titanium Scan Body with Prosthetic Screw	14
70-1075-ZST0006	Core Tool Male Removal (Tip End)	16	70-1074-PRS0025	Multi-Unit Titanium Temporary	14
70-1075-ZST0025	Extended Range Male Processing Package (2/pk)	16	<b>PROSTHETICS - SCREWS &amp; GUIDE PINS</b>		
70-1075-ZST0009	Female Analog 4 mmD (4/pk)	16	70-1190-PRC0047	Guide Pin - Ø3.0	12
70-1075-ZST0007	Impression Coping (4/pk)	16	70-1190-PRC0048	Guide Pin - Ø3.5/4.3	12
70-1075-ZST0020	Latch Type Torque Wrench Insert Driver (23 mm)	16	70-1190-PRC0049	Guide Pin - Ø5.0/7.0	12
70-1075-ZST0021	Latch Type Torque Wrench Insert Driver (29 mm)	16	70-1190-PRC0029	Titanium Screw - Ø3.0	12
70-1075-ZST0065	Locator Abutment Ø3.0 x 1.0 mmH Cuff	15	70-1190-PRC0030	Titanium Screw - Ø3.5/4.3	12
70-1075-ZST0074	Locator Abutment Ø3.0 x 3.0 mmH Cuff	15	70-1190-PRC0031	Titanium Screw - Ø5.0/7.0	12
70-1075-ZST0066	Locator Abutment Ø3.0 x 3.0 mmH Cuff	15	<b>PROSTHETICS - TITANIUM ABUTMENTS</b>		
70-1075-ZST0032	Locator Abutment Ø3.5/4.3 x 1.0 mmH Cuff	15	70-1190-PRA0001	Non-Engaging Ti. Abutment 4.5 mmH - Ø3.0	11
70-1075-ZST0034	Locator Abutment Ø3.5/4.3 x 3.0 mmH Cuff	15	70-1190-PRA0002	Non-Engaging Ti. Abutment 4.5 mmH - Ø3.5/4.3	11
70-1075-ZST0036	Locator Abutment Ø3.5/4.3 x 5.0 mmH Cuff	15	70-1190-PRA0003	Non-Engaging Ti. Abutment 4.5 mmH - Ø5.0	11
70-1075-ZST0071	Locator Abutment Ø5.0 x 1.0 mmH Cuff	15	70-1190-PRA0004	Non-Engaging Ti. Abutment 4.5 mmH - Ø7.0	11
70-1075-ZST0038	Locator Abutment Ø5.0 x 3.0 mmH Cuff	15	70-1190-PRA0005	Titanium Abutment 4.5 mmH - Ø3.0	11
70-1075-ZST0040	Locator Abutment Ø5.0 x 5.0 mmH Cuff	15	70-1190-PRA0006	Titanium Abutment 4.5 mmH - Ø3.5/4.3	11
70-1075-ZST0024	Male Processing Package (2/pk)	16	70-1190-PRA0007	Titanium Abutment 4.5 mmH - Ø5.0	11
70-1075-ZST0008	Parallel Post (4/pk)	16	70-1190-PRA0008	Titanium Abutment 4.5 mmH - Ø7.0	11
70-1075-ZST0010	Processing Spacer (4/pk)	16	70-1190-PRA0009	Titanium Abutment 6 mmH - Ø3.0	11
70-1075-ZST0022	Square Drive Torque Wrench Insert Driver (15 mm)	16	70-1190-PRA0010	Titanium Abutment 6 mmH - Ø3.5/4.3	11
70-1075-ZST0023	Square Drive Torque Wrench Insert Driver (21 mm)	16	70-1190-PRA0011	Titanium Abutment 6 mmH - Ø5.0	11
<b>PROSTHETICS - MULTI-UNIT ABUTMENT SYSTEM</b>			70-1190-PRA0012	Titanium Abutment 6 mmH - Ø7.0	11
70-1190-PRS0001	17° Multi-Unit Abutment 2.5 mmH - Ø3.5/4.3	13	<b>PROSTHETICS - TITANIUM ESTHETIC ABUTMENTS</b>		
70-1190-PRS0002	17° Multi-Unit Abutment 2.5 mmH - Ø5.0	13	70-1190-PRA0042	15° Anterior Esthetic Abutment - Ø3.0	11
70-1190-PRS0003	17° Multi-Unit Abutment 3.5 mmH - Ø3.5/4.3	13	70-1190-PRA0043	15° Anterior Esthetic Abutment - Ø3.5/4.3	11
70-1190-PRS0004	17° Multi-Unit Abutment 3.5 mmH - Ø5.0	13	70-1190-PRA0044	15° Anterior Esthetic Abutment - Ø5.0	11
70-1190-PRS0005	30° Multi-Unit Abutment 3.5 mmH - Ø3.5/4.3	13	70-1190-PRA0045	15° Posterior Esthetic Abutment - Ø5.0	11
70-1190-PRS0006	30° Multi-Unit Abutment 3.5 mmH - Ø5.0	13	70-1190-PRA0037	Anterior Esthetic Abutment - Ø3.0	11
70-1190-PRS0007	30° Multi-Unit Abutment 4.5 mmH - Ø3.5/4.3	13	70-1190-PRA0038	Anterior Esthetic Abutment - Ø3.5/4.3	11
70-1190-PRS0008	30° Multi-Unit Abutment 4.5 mmH - Ø5.0	13	70-1190-PRA0039	Anterior Esthetic Abutment - Ø5.0	11
70-1190-PRC0032	Angled Multi-Unit Abutment Screw - Ø3.5/4.3	13	70-1190-PRA0040	Posterior Esthetic Abutment - Ø5.0	11
70-1190-PRC0033	Angled Multi-Unit Abutment Screw - Ø5.0	13	70-1190-PRA0041	Posterior Esthetic Abutment - Ø7.0	11
70-1190-PRS0009	Multi-Unit Abutment 1.5 mmH - Ø3.5/4.3	13	<b>PROSTHETICS - UCLA ABUTMENTS</b>		
70-1190-PRS0010	Multi-Unit Abutment 1.5 mmH - Ø5.0	13	70-1190-PRA0050	Non-Engaging UCLA Gold - Ø3.0	12
70-1190-PRS0011	Multi-Unit Abutment 2.5 mmH - Ø3.0	13	70-1190-PRA0051	Non-Engaging UCLA Gold - Ø3.5/4.3	12
70-1190-PRS0012	Multi-Unit Abutment 2.5 mmH - Ø3.5/4.3	13	70-1190-PRA0052	Non-Engaging UCLA Gold - Ø5.0	12
70-1190-PRS0013	Multi-Unit Abutment 2.5 mmH - Ø5.0	13	70-1190-PRA0053	Non-Engaging UCLA Gold - Ø7.0	12
70-1190-PRS0014	Multi-Unit Abutment 3.5 mmH - Ø3.0	13	70-1190-PRA0033	Non-Engaging UCLA Plastic - Ø3.0	12
70-1190-PRS0015	Multi-Unit Abutment 3.5 mmH - Ø3.5/4.3	13	70-1190-PRA0034	Non-Engaging UCLA Plastic - Ø3.5/4.3	12
70-1190-PRS0016	Multi-Unit Abutment 3.5 mmH - Ø5.0	13	70-1190-PRA0035	Non-Engaging UCLA Plastic - Ø5.0	12
70-1190-PRS0017	Multi-Unit Abutment 4.5 mmH - Ø5.0	14	70-1190-PRA0036	Non-Engaging UCLA Plastic - Ø7.0	12
70-1074-PRS0048	Multi-Unit Coping 4.5 mmH, Non-Engaging	14	70-1190-PRA0046	UCLA Gold - Ø3.0	12
70-1074-PRS0016	Multi-Unit Abutment Analog	14	70-1190-PRA0047	UCLA Gold - Ø3.5/4.3	12
70-1074-PRS0028	Multi-Unit Driver	14	70-1190-PRA0048	UCLA Gold - Ø5.0	12
70-1074-PRS0018	Multi-Unit Gold Bar Coping	14	70-1190-PRA0049	UCLA Gold - Ø7.0	12
70-1074-PRS0030	Multi-Unit Gold/Plastic Coping	14	70-1190-PRA0029	UCLA Plastic - Ø3.0	12
70-1074-PRS0019	Multi-Unit Guide Pin	14	70-1190-PRA0030	UCLA Plastic - Ø3.5/4.3	12
70-1074-PRS0021	Multi-Unit Impression Coping, Closed-Tray	14	70-1190-PRA0031	UCLA Plastic - Ø5.0	12
70-1074-PRS0022	Multi-Unit Impression Coping, Open-Tray	14	70-1190-PRA0032	UCLA Plastic - Ø7.0	12
70-1074-PRS0069	Multi-Unit Plastic Coping	14			
70-1072-PRC0043	Multi-Unit Prosthetic Screw	14			
70-1074-PRS0015	Multi-Unit Temporary Healing Cap	14			

# References

1. Kerr M, Allen B, Park N. Clinical and radiographic evaluation of tapered implants with an aggressive reverse buttress thread and crestal microthreads: a retrospective study. For the full report, visit [glidewell.com/xxxxxx](http://glidewell.com/xxxxxx).
2. Gracis S, Lobell A, Bichacho N, Jahangiri L, Ferencz JL. The Influence of Implant Neck Features and Abutment Diameter on Hard and Soft Tissues Around Single Implants Placed in Healed Ridges: Clinical Criteria for Selection. *Int J Periodontics Restorative Dent.* 2020 Jan/Feb;40(1):39-48.
3. Germanier Y, Tosatti S, Brogгинi N, Textor M, Buser D. Enhanced bone apposition around biofunctionalized sandblasted and acid-etched titanium implant surfaces. *Clin Oral Implants Res.* 2006 Jun;17(3):251-7.
4. Dohan Ehrenfest DM, Coelho PG, Kang BS, Sul YT, Albrektsson T. Classification of osseointegrated implant surfaces: materials, chemistry and topography. *Trends Biotechnol.* 2010 Apr;28(4):198-206. doi: 10.1016/j.tibtech.2009.12.003. Epub 2010 Jan 29.
5. Kim YK, Kim SG, Kim JH, Yi YJ, Yun PY. Prospective study of tapered resorbable blasting media surface implant stability in the maxillary posterior area. *Oral Surg Oral Med Oral Pathol Oral Radiol.* 2012 Jul;114(1):e19-24. doi: 10.1016/j.tripleo.2011.08.028. Epub 2012 Feb 28.
6. Abuhussein H, Pagni G, Rebaudi A, Wang HL. The effect of thread pattern upon implant osseointegration. *Clin Oral Implants Res.* 2010 Feb;21(2):129-36. doi: 10.1111/j.1600-0501.2009.01800.x. Epub 2009 Aug 25.
7. Hermann JS, Jones AA, Bakaeen LG, Buser D, Schoolfield JD, Cochran DL. Influence of a machined collar on crestal bone changes around titanium implants: a histometric study in the canine mandible. *J Periodontol.* 2011;82:1329-1338.
8. Ormianer Z, Palti A. Retrospective clinical evaluation of tapered screw-vent implants: results after up to eight years of clinical function. *J Oral Implantol.* 2008;34(3):150-60.
9. Goswami M. Comparison of crestal bone loss among two implant crest module designs. *MJAFI.* 2009;65:319-322.
10. Torroella-Saura G, Mareque-Bueno J, Cabratosa-Termes J, Hernández-Alfaro F, Ferrés-Padró E, Calvo-Guirado JL. Effect of implant design in immediate loading. A randomized, controlled, split-mouth, prospective clinical trial. *Clin Oral Implants Res.* 2015 Mar;26(3):240-4.
11. Eraslan O, Inan O. The effect of thread design on stress distribution in a solid screw implant: a 3D finite element analysis. *Clin Oral Investig.* 2010 Aug;14(4):411-6.
12. Alves CC, Neves M. Tapered implants: from indications to advantages. *Int J Periodontics Restorative Dent.* 2009 Apr;29(2):161-7.
13. Moergel M, Rocha S, Messias A, Nicolau P, Guerra F, Wagner W. Radiographic evaluation of conical tapered platform-switched implants in the posterior mandible: 1-year results of a two-center prospective study. *Clin Oral Implants Res.* 2015 Jun 21.



**Glidewell HT**<sup>™</sup>  
IMPLANT SYSTEM



Designed & Manufactured in the USA  
*by*

 **PRISMATIK**  
DENTALCRAFT, INC.  
2144 Michelson Drive • Irvine, CA 92612, USA

[glidewell.com](http://glidewell.com)